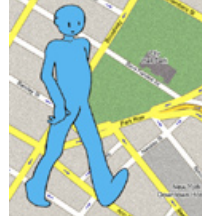


Asking for Directions





Asking for Directions

A. Dialogue

Andrea: Excuse me. **Can you tell me how to get to the post office?**

Man on the street: No, **I'm sorry. I don't know. I'm from out of town.**

(a minute later)

Andrea: Excuse me. **Do you know where the post office is?**

Second Man: **Sure.** It's **not far from here. Walk straight ahead until you get to Main street. Then...**

Andrea: Sorry to interrupt you. **How many blocks is that?**

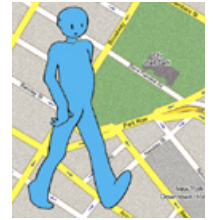
Second Man: It's **about two or three blocks.** It's **the first traffic light you come to.** When you get to Main Street, turn right and walk one block to Broadway. Then **turn left** and go about half a block.

Andrea: Which side of the street is it on?

Second Man: Coming from this direction, it'll be **on your right side.** It's in the **middle of the block, next to** the Sweets Ice Cream Shop. **You can't miss it. Do you want me to repeat any of that?**

Andrea: No, that's okay. **I've got it.** Thanks a lot.

Second Man: You're welcome.



B. Practice

Dialogues - Asking for Directions

Work with your partner. Role-play the dialogue, substituting the different expressions below. Then reverse roles.

Can you tell me how to get to the post office? How do I get to the bank?

Can you tell me where the post office is?

to the zoo

Do you know where the post office is?

to the school

the museum

to the train station

the theater

the library

I'm sorry. I don't know.

I'm from out of town.

I'm afraid not.

I don't live here. I'm just a visitor.

I'm afraid I can't.

I really don't know the city very well.

Sure. It's not far from here.

Yes. It's quite close to here.

It's only about a ten minute walk from here.

Walk straight ahead until you get to Main Street.

Walk down the street...

Walk three blocks...

Walk up the block...

Keep walking in this direction until...

How many blocks is that?

It's about two or three blocks.

How far is that?

It's about a five minute walk.

It's the first traffic light you come to.

Turn right.

It's the second intersection you come to.

Turn left.

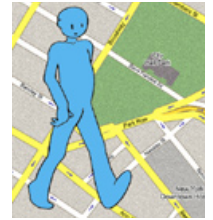
It'll be on your right side.

It's on your left.

It's in the middle of the block.

It's at the end of the block.

It's on the corner.

**It's next to the Sweets Ice Cream Shop.**

It's beside the bank.

It's between the pharmacy and the bank.

It's across the street from a big church.

Dialogues - Asking for Directions

You can't miss it.

It's easy to find.

Do you want me to repeat any of that?

Is that clear?

Do you understand?

No. That's okay. I've got it.

It's okay. I understand.


Yes. It's very clear.

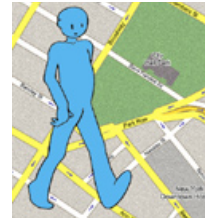
C. Review

In the space below, draw a neighborhood map with streets and avenues.

Include several buildings such as a bank, post office, grocery store, pharmacy, school, beauty salon, restaurant, gas station, etc. Then work with a partner and practice giving directions to different locations. Use the following expressions:

walk along, turn right, turn left, go two blocks, it's on the corner, it's beside, it's next to, it's in the middle of the block, it's on the corner, it's across the street from, etc.





D. Now It's Your Turn

Dialogues - Asking for Directions

Complete the dialogue below with appropriate expressions.

Andrea: Excuse me. _____
the post office?

Man on the street: No. _____

(a minute later)

Andrea: Excuse me. _____ post office is?

Second Man: Sure. It's _____

_____ Main Street.

Andrea: _____ ?

Second Man: It's about two or three blocks. It's the first _____ you come to. When
you get to Main Street, _____

Andrea: Which side of the street is it on?

Second Man: Coming from this direction, _____ side. It's
_____ of the block, _____ the
Sweets Ice Cream Shop. _____

_____ ?

Andrea: No. That's okay. _____. Thanks a lot.

Second Man: You're welcome.